


Type SK 85 °C Radial Leaded Aluminum Electrolytic Capacitors

2000 Hour Long Life, General Purpose Aluminum Electrolytic



Specifications

| | |
|-------------------------------------|---|
| Capacitance Range: | 0.47 to 15,000 μ F |
| Voltage Range: | 6.3 to 450 Vdc |
| Capacitance Tolerance: | \pm 20% |
| Operating Temperature Range: | -40 °C to +85 °C; 6.3 to 100 Vdc -25 °C to +85 °C; 160 to 450 Vdc |
| DC Leakage Current: | 6.3 to 100 Vdc; $I = \leq .01CV$ or 3 μ A Max Whichever is greater after 2 minutes application of DC working voltage at 20 °C \geq 100 Vdc; $I = \leq .03CV$ or 10 μ A Max Whichever is greater after 2 minutes application of DC working voltage at 20 °C |

Highlights

- +85 °C
- 2000 hours - long life
- High CV
- Available in T&R and ammo pack

Dissipation Factor @ 120 Hz, +20 °C:

| WV (V) | 6.3 | 10 | 16 | 25 | 35 | 50 | 63 | 100 | 160-250 | 350-450 |
|--------|-----|----|----|----|----|----|----|-----|---------|---------|
| DF(%) | 24 | 20 | 16 | 14 | 12 | 10 | 10 | 10 | 20 | 24 |

Ripple Multipliers for Voltage and Temperature:

For capacitance values > 1000 μ F, the DF (%) value is increased 2% for every additional 1000 μ F

| Rated WVDC | Ripple Multipliers | | |
|------------|--------------------|-------|------|
| | 60Hz | 120Hz | 1kHz |
| 6 to 25 | 0.85 | 1.0 | 1.1 |
| 35 to 100 | 0.75 | 1.0 | 1.3 |
| 160 to 250 | 0.70 | 1.0 | 1.4 |



Complies with the EU Directive 2002/95/EC requirement restricting the use of Lead (Pb), Mercury (Hg), Cadmium (Cd), Hexavalent chromium (Cr(VI)), PolyBrominated Biphenyls (PBB) and PolyBrominated Diphenyl Ethers (PBDE).

| Ambient Temperature | Ripple Multiplier |
|---------------------|-------------------|
| +85 °C | 1.00 |
| +75 °C | 1.14 |
| +65 °C | 1.25 |

Load Life:

Apply WVDC for 2000 hours at +85 °C
Capacitance change within 20% of initial limit
DF not to exceed 200% of initial requirement
Leakage current meets initial limits

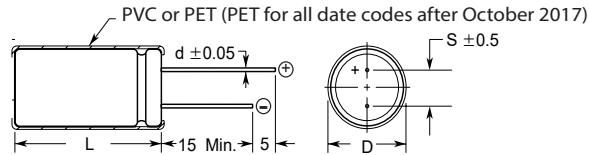
Shelf Life:

1000 hrs at +85 °C with no voltage applied
Cap change within 20% of initial values
DF \leq 200% of initial requirements
DC leakage current meets initial measured value

Type SK 85 °C Radial Leaded Aluminum Electrolytic Capacitors

Outline Drawing

Outline Dimensions (Millimeters)



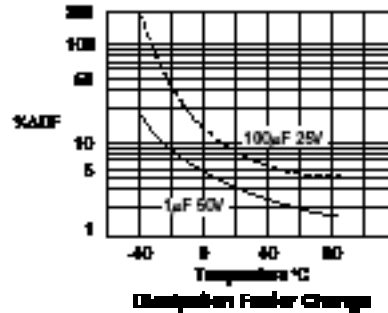
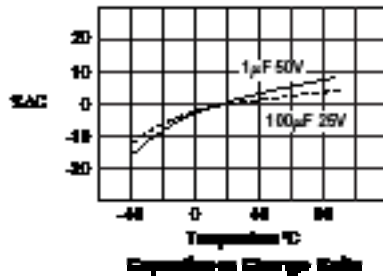
Case vented on diameters 6.3 and greater

sleeve adds .5 Max. to diameter and 2.0 Max. to length

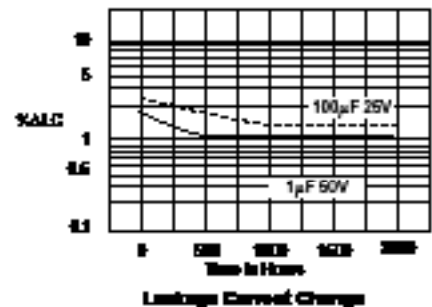
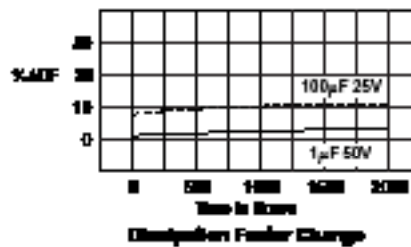
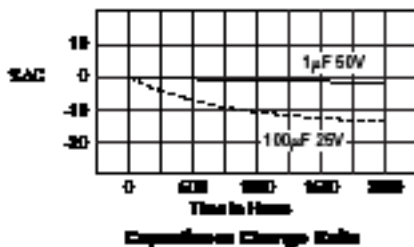
Part Numbering System

| SK | 100 | M | 100 | S | T |
|------|--|---------------------------------|------------------------------------|--|--|
| Type | Capacitance (μF) | Capacitance Tolerance (%) | Rated Voltage (Vdc) | Packaging | Lead Configuration |
| SK | 1R0 = 1 100 = 10 101 = 100 102 = 1000 | K = ± 10 M = ± 20 | 6R3 = 6.3 010 = 10 100 = 100 | A = Tape & Ammo E = Different Characteristic R = Tape & Reel S = Standard | 1 = Lead cut 2 = Lead form 4 = Lead crimp & cut (form) T = Standard |

Temperature Characteristics



Load Life Characteristics



Type SK 85 °C Radial Leaded Aluminum Electrolytic Capacitors

Ratings

| Cap (μ F) | Catalog Part Number | Max ESR 120 Hz +25 °C (Ω) | Max Ripple 120 Hz +85 °C (mA) | Size in. (mm) | | | |
|--------------------------------|------------------------|---|--|-----------------|---------------|-------------------|------------------|
| | | | | Diameter (D) | Length (L) | Lead Space (S) | Lead Dia. (d) |
| 6.3 Vdc (8 Volts Surge) | | | | | | | |
| 100 | SK101M6R3ST | 2.92 | 130 | .197 (5.0) | .433 (11.0) | .079 (2.0) | .0197 (0.5) |
| 220 | SK221M6R3ST | 1.33 | 240 | .248 (6.3) | .433 (11.0) | .098 (2.5) | .0197 (0.5) |
| 330 | SK331M6R3ST | 0.88 | 300 | .248 (6.3) | .433 (11.0) | .098 (2.5) | .0197 (0.5) |
| 470 | SK471M6R3ST | 0.62 | 380 | .315 (8.0) | .453 (11.5) | .138 (3.5) | .0236 (0.6) |
| 1000 | SK102M6R3ST | 0.29 | 580 | .394 (10.0) | .512 (13.0) | .197 (5.0) | .0236 (0.6) |
| 2200 | SK222M6R3ST | 0.14 | 1050 | .394 (10.0) | .827 (21.0) | .197 (5.0) | .0236 (0.6) |
| 3300 | SK332M6R3ST | 0.10 | 1250 | .512 (13.0) | .827 (21.0) | .197 (5.0) | .0236 (0.6) |
| 4700 | SK472M6R3ST | 0.08 | 1700 | .512 (13.0) | .984 (26.0) | .197 (5.0) | .0236 (0.6) |
| 6800 | SK682M6R3ST | 0.07 | 1900 | .630 (16.0) | .984 (25.0) | .295 (7.5) | .0315 (0.8) |
| 10000 | SK103M6R3ST | 0.05 | 2250 | .630 (16.0) | 1.26 (32.0) | .295 (7.5) | .0315 (0.8) |
| 15000 | SK153M6R3ST | 0.04 | 2680 | .630 (16.0) | 1.38 (35.0) | .295 (7.5) | .0315 (0.8) |
| 10 Vdc (13 Volts Surge) | | | | | | | |
| 33 | SK330M010ST | 7.64 | 80 | .197 (5.0) | .433 (11.0) | .079 (2.0) | .0197 (0.5) |
| 47 | SK470M010ST | 5.36 | 95 | .197 (5.0) | .433 (11.0) | .079 (2.0) | .0197 (0.5) |
| 100 | SK101M010ST | 2.52 | 180 | .197 (5.0) | .433 (11.0) | .079 (2.0) | .0197 (0.5) |
| 220 | SK221M010ST | 1.15 | 250 | .248 (6.3) | .433 (11.0) | .098 (2.5) | .0197 (0.5) |
| 330 | SK331M010ST | 0.76 | 330 | .315 (8.0) | .433 (11.0) | .138 (3.5) | .0236 (0.6) |
| 470 | SK471M010ST | 0.54 | 400 | .315 (8.0) | .433 (11.0) | .138 (3.5) | .0236 (0.6) |
| 1000 | SK102M010ST | 0.25 | 630 | .394 (10.0) | .630 (16.0) | .197 (5.0) | .0236 (0.6) |
| 2200 | SK222M010ST | 0.14 | 1100 | .394 (10.0) | .827 (21.0) | .197 (5.0) | .0236 (0.6) |
| 3300 | SK332M010ST | 0.10 | 1400 | .512 (13.0) | .827 (21.0) | .197 (5.0) | .0236 (0.6) |
| 4700 | SK472M010ST | 0.08 | 1800 | .630 (16.0) | .984 (25.0) | .295 (7.5) | .0315 (0.8) |
| 6800 | SK682M010ST | 0.07 | 2150 | .630 (16.0) | 1.26 (32.0) | .295 (7.5) | .0315 (0.8) |
| 10000 | SK103M010ST | 0.05 | 2500 | .709 (18.0) | 1.38 (35.0) | .295 (7.5) | .0315 (0.8) |
| 15000 | SK153M010ST | 0.04 | 2950 | .709 (18.0) | 1.65 (42.0) | .295 (7.5) | .0315 (0.8) |
| 16 Vdc (20 Volts Surge) | | | | | | | |
| 22 | SK220M016ST | 9.65 | 75 | .197 (5.0) | .433 (11.0) | .079 (2.0) | .0197 (0.5) |
| 33 | SK330M016ST | 6.43 | 110 | .197 (5.0) | .433 (11.0) | .079 (2.0) | .0197 (0.5) |
| 47 | SK470M016ST | 4.52 | 130 | .197 (5.0) | .433 (11.0) | .079 (2.0) | .0197 (0.5) |
| 100 | SK101M016ST | 2.12 | 185 | .248 (6.3) | .433 (11.0) | .098 (2.5) | .0197 (0.5) |
| 220 | SK221M016ST | 0.97 | 320 | .315 (8.0) | .453 (11.5) | .138 (3.5) | .0236 (0.6) |
| 330 | SK331M016ST | 0.64 | 360 | .315 (8.0) | .453 (11.5) | .138 (3.5) | .0236 (0.6) |
| 470 | SK471M016ST | 0.45 | 470 | .394 (10.0) | .512 (13.0) | .197 (5.0) | .0236 (0.6) |
| 1000 | SK102M016ST | 0.21 | 790 | .394 (10.0) | .827 (21.0) | .197 (5.0) | .0236 (0.6) |
| 2200 | SK222M016ST | 0.14 | 1350 | .512 (13.0) | .827 (21.0) | .197 (5.0) | .0236 (0.6) |
| 3300 | SK332M016ST | 0.10 | 1700 | .512 (13.0) | .984 (26.0) | .197 (5.0) | .0236 (0.6) |
| 4700 | SK472M016ST | 0.08 | 2100 | .630 (16.0) | 1.26 (32.0) | .295 (7.5) | .0315 (0.8) |
| 6800 | SK682M016ST | 0.07 | 2500 | .709 (18.0) | 1.38 (35.0) | .295 (7.5) | .0315 (0.8) |
| 10000 | SK103M016ST | 0.05 | 2700 | .709 (18.0) | 1.65 (42.0) | .295 (7.5) | .0315 (0.8) |
| 25 Vdc (32 Volts Surge) | | | | | | | |
| 10 | SK100M025ST | 18.57 | 50 | .197 (5.0) | .433 (11.0) | .079 (2.0) | .0197 (0.5) |
| 22 | SK220M025ST | 8.44 | 90 | .197 (5.0) | .433 (11.0) | .079 (2.0) | .0197 (0.5) |
| 33 | SK330M025ST | 5.63 | 110 | .197 (5.0) | .433 (11.0) | .079 (2.0) | .0197 (0.5) |
| 47 | SK470M025ST | 3.95 | 130 | .197 (5.0) | .433 (11.0) | .079 (2.0) | .0197 (0.5) |
| 100 | SK101M025ST | 1.85 | 185 | .248 (6.3) | .433 (11.0) | .098 (2.5) | .0197 (0.5) |

Type SK 85 °C Radial Leaded Aluminum Electrolytic Capacitors

| Cap (μ F) | Catalog Part Number | Max ESR 120 Hz +25 °C (Ω) | Max Ripple 120 Hz +85 °C (mA) | Size in. (mm) | | | |
|--------------------------------|------------------------|---|--|-----------------|---------------|-------------------|------------------|
| | | | | Diameter (D) | Length (L) | Lead Space (S) | Lead Dia. (d) |
| 25 Vdc (32 Volts Surge) | | | | | | | |
| 220 | SK221M025ST | 0.84 | 320 | .315 (8.0) | .453 (11.5) | .138 (3.5) | .0236 (0.6) |
| 330 | SK331M025ST | 0.56 | 420 | .394 (10.0) | .512 (13.0) | .197 (5.0) | .0236 (0.6) |
| 470 | SK471M025ST | 0.39 | 540 | .394 (10.0) | .630 (16.0) | .197 (5.0) | .0236 (0.6) |
| 1,000 | SK102M025ST | 0.18 | 950 | .512 (13.0) | .827 (21.0) | .197 (5.0) | .0236 (0.6) |
| 2,200 | SK222M025ST | 0.14 | 1550 | .512 (13.0) | .984 (26.0) | .197 (5.0) | .0236 (0.6) |
| 3,300 | SK332M025ST | 0.10 | 1950 | .630 (16.0) | 1.26 (32.0) | .295 (7.5) | .0315 (0.8) |
| 4,700 | SK472M025ST | 0.08 | 2360 | .709 (18.0) | 1.38 (35.0) | .295 (7.5) | .0315 (0.8) |
| 6,800 | SK682M025ST | 0.06 | 2550 | .709 (18.0) | 1.65 (42.0) | .295 (7.5) | .0315 (0.8) |
| 35 Vdc (44 Volts Surge) | | | | | | | |
| 10 | SK100M035ST | 15.92 | 60 | .197 (5.0) | .433 (11.0) | .079 (2.0) | .0197 (0.5) |
| 22 | SK220M035ST | 7.23 | 95 | .197 (5.0) | .433 (11.0) | .079 (2.0) | .0197 (0.5) |
| 33 | SK330M035ST | 4.82 | 115 | .197 (5.0) | .433 (11.0) | .079 (2.0) | .0197 (0.5) |
| 47 | SK470M035ST | 3.38 | 140 | .248 (6.3) | .433 (11.0) | .098 (2.5) | .0197 (0.5) |
| 100 | SK101M035ST | 1.59 | 230 | .315 (8.0) | .453 (11.5) | .138 (3.5) | .0236 (0.6) |
| 220 | SK221M035ST | 0.72 | 370 | .394 (10.0) | .512 (13.0) | .197 (5.0) | .0236 (0.6) |
| 330 | SK331M035ST | 0.48 | 490 | .394 (10.0) | .630 (16.0) | .197 (5.0) | .0236 (0.6) |
| 470 | SK471M035ST | 0.33 | 640 | .394 (10.0) | .827 (21.0) | .197 (5.0) | .0236 (0.6) |
| 1,000 | SK102M035ST | 0.15 | 1100 | .512 (13.0) | .827 (21.0) | .197 (5.0) | .0236 (0.6) |
| 2,200 | SK222M035ST | 0.14 | 1800 | .630 (16.0) | 1.26 (32.0) | .295 (7.5) | .0315 (0.8) |
| 3,300 | SK332M035ST | 0.10 | 2220 | .709 (18.0) | 1.38 (35.0) | .295 (7.5) | .0315 (0.8) |
| 4,700 | SK472M035ST | 0.08 | 2400 | .709 (18.0) | 1.65 (42.0) | .295 (7.5) | .0315 (0.8) |
| 50 Vdc (63 Volts Surge) | | | | | | | |
| 0.47 | SKR47M050ST | 282.33 | 5 | .197 (5.0) | .433 (11.0) | .079 (2.0) | .0197 (0.5) |
| 1.0 | SK010M050ST | 132.70 | 10 | .197 (5.0) | .433 (11.0) | .079 (2.0) | .0197 (0.5) |
| 2.2 | SK2R2M050ST | 60.32 | 23 | .197 (5.0) | .433 (11.0) | .079 (2.0) | .0197 (0.5) |
| 3.3 | SK3R3M050ST | 40.21 | 35 | .197 (5.0) | .433 (11.0) | .079 (2.0) | .0197 (0.5) |
| 4.7 | SK4R7M050ST | 28.23 | 40 | .197 (5.0) | .433 (11.0) | .079 (2.0) | .0197 (0.5) |
| 10 | SK100M050ST | 13.27 | 65 | .197 (5.0) | .433 (11.0) | .079 (2.0) | .0197 (0.5) |
| 22 | SK220M050ST | 6.03 | 100 | .197 (5.0) | .433 (11.0) | .079 (2.0) | .0197 (0.5) |
| 33 | SK330M050ST | 4.02 | 125 | .248 (6.3) | .433 (11.0) | .098 (2.5) | .0197 (0.5) |
| 47 | SK470M050ST | 2.82 | 150 | .248 (6.3) | .433 (11.0) | .098 (2.5) | .0197 (0.5) |
| 100 | SK101M050ST | 1.33 | 250 | .315 (8.0) | .433 (11.0) | .138 (3.5) | .0236 (0.6) |
| 220 | SK221M050ST | 0.60 | 440 | .394 (10.0) | .630 (16.0) | .197 (5.0) | .0236 (0.6) |
| 330 | SK331M050ST | 0.40 | 580 | .394 (10.0) | .827 (21.0) | .197 (5.0) | .0236 (0.6) |
| 470 | SK471M050ST | 0.28 | 760 | .512 (13.0) | .827 (21.0) | .197 (5.0) | .0236 (0.6) |
| 1,000 | SK102M050ST | 0.13 | 1350 | .630 (16.0) | .984 (25.0) | .295 (7.5) | .0315 (0.8) |
| 2,200 | SK222M050ST | 0.14 | 2090 | .709 (18.0) | 1.38 (35.0) | .295 (7.5) | .0315 (0.8) |
| 3,300 | SK332M050ST | 0.10 | 2320 | .709 (18.0) | 1.65 (42.0) | .295 (7.5) | .0315 (0.8) |
| 63 Vdc (79 Volts Surge) | | | | | | | |
| 0.47 | SKR47M063ST | 254.10 | 5 | .197 (5.0) | .433 (11.0) | .079 (2.0) | .0197 (0.5) |
| 1.0 | SK010M063ST | 119.43 | 10 | .197 (5.0) | .433 (11.0) | .079 (2.0) | .0197 (0.5) |
| 2.2 | SK2R2M063ST | 54.28 | 29 | .197 (5.0) | .433 (11.0) | .079 (2.0) | .0197 (0.5) |
| 3.3 | SK3R3M063ST | 36.19 | 40 | .197 (5.0) | .433 (11.0) | .079 (2.0) | .0197 (0.5) |
| 4.7 | SK4R7M063ST | 25.41 | 45 | .197 (5.0) | .433 (11.0) | .079 (2.0) | .0197 (0.5) |
| 10.0 | SK100M063ST | 11.94 | 70 | .197 (5.0) | .433 (11.0) | .079 (2.0) | .0197 (0.5) |

* Note max leakage current ≥ 100 Vdc is measured at 3 minutes Parts highlighted in yellow are obsolete.

Type SK 85 °C Radial Leaded Aluminum Electrolytic Capacitors

| Cap (µF) | Catalog Part Number | Max ESR 120 Hz +25 °C (Ω) | Max Ripple 120 Hz +85 °C (mA) | Size in. (mm) | | | |
|----------------------------------|------------------------|------------------------------------|--|-----------------|---------------|-------------------|------------------|
| | | | | Diameter (D) | Length (L) | Lead Space (S) | Lead Dia. (d) |
| 63 Vdc (79 Volts Surge) | | | | | | | |
| 22 | SK220M063ST | 5.43 | 115 | .248 (6.3) | .433 (11.0) | .098 (2.5) | .0197 (0.5) |
| 33 | SK330M063ST | 3.62 | 140 | .248 (6.3) | .433 (11.0) | .098 (2.5) | .0197 (0.5) |
| 47 | SK470M063ST | 2.54 | 190 | .315 (8.0) | .433 (11.0) | .138 (3.5) | .0236 (0.6) |
| 100 | SK101M063ST | 1.19 | 300 | .394 (10.0) | .512 (13.0) | .197 (5.0) | .0236 (0.6) |
| 220 | SK221M063ST | 0.54 | 490 | .394 (10.0) | .827 (21.0) | .197 (5.0) | .0236 (0.6) |
| 330 | SK331M063ST | 0.36 | 680 | .512 (13.0) | .827 (21.0) | .197 (5.0) | .0236 (0.6) |
| 470 | SK471M063ST | 0.25 | 880 | .512 (13.0) | .984 (26.0) | .197 (5.0) | .0236 (0.6) |
| 1,000 | SK102M063ST | 0.12 | 1550 | .630 (16.0) | 1.26 (32.0) | .295 (7.5) | .0315 (0.8) |
| 100 Vdc (125 Volts Surge) | | | | | | | |
| 0.47 | SKR47M100ST | 225.87 | 10 | .197 (5.0) | .433 (11.0) | .079 (2.0) | .0197 (0.5) |
| 1 | SK010M100ST | 106.16 | 21 | .197 (5.0) | .433 (11.0) | .079 (2.0) | .0197 (0.5) |
| 2.2 | SK2R2M100ST | 48.25 | 30 | .197 (5.0) | .433 (11.0) | .079 (2.0) | .0197 (0.5) |
| 3.3 | SK3R3M100ST | 32.17 | 40 | .197 (5.0) | .433 (11.0) | .079 (2.0) | .0197 (0.5) |
| 4.7 | SK4R7M100ST | 22.59 | 50 | .197 (5.0) | .433 (11.0) | .079 (2.0) | .0197 (0.5) |
| 10 | SK100M100ST | 10.62 | 75 | .248 (6.3) | .433 (11.0) | .098 (2.5) | .0197 (0.5) |
| 22 | SK220M100ST | 4.83 | 130 | .315 (8.0) | .433 (11.0) | .138 (3.5) | .0236 (0.6) |
| 33 | SK330M100ST | 3.22 | 170 | .394 (10.0) | .512 (13.0) | .197 (5.0) | .0236 (0.6) |
| 47 | SK470M100ST | 2.26 | 230 | .394 (10.0) | .630 (16.0) | .197 (5.0) | .0236 (0.6) |
| 100 | SK101M100ST | 1.06 | 400 | .512 (13.0) | .827 (21.0) | .197 (5.0) | .0236 (0.6) |
| 220 | SK221M100ST | 0.48 | 710 | .630 (16.0) | .984 (25.0) | .295 (7.5) | .0315 (0.8) |
| 330 | SK331M100ST | 0.32 | 860 | .630 (16.0) | .984 (25.0) | .295 (7.5) | .0315 (0.8) |
| 470 | SK471M100ST | 0.23 | 1100 | .630 (16.0) | 1.26 (32.0) | .295 (7.5) | .0315 (0.8) |
| 160 Vdc (200 Volts Surge) | | | | | | | |
| 0.47 | SKR47M160ST | 423.50 | 12.0 | .248 (6.3) | .433 (11.0) | .098 (2.5) | .0197 (0.5) |
| 1.0 | SK010M160ST | 199.04 | 17.0 | .248 (6.3) | .433 (11.0) | .098 (2.5) | .0197 (0.5) |
| 2.2 | SK2R2M160ST | 90.47 | 26.0 | .248 (6.3) | .433 (11.0) | .098 (2.5) | .0197 (0.5) |
| 3.3 | SK3R3M160ST | 60.32 | 35.0 | .248 (6.3) | .433 (11.0) | .098 (2.5) | .0197 (0.5) |
| 4.7 | SK4R7M160ST | 42.35 | 40.0 | .248 (6.3) | .433 (11.0) | .098 (2.5) | .0197 (0.5) |
| 10 | SK100M160ST | 19.90 | 65.0 | .315 (8.0) | .433 (11.0) | .138 (3.5) | .0236 (0.6) |
| 22 | SK220M160ST | 9.05 | 110.0 | .394 (10.0) | .630 (16.0) | .197 (5.0) | .0236 (0.6) |
| 33 | SK330M160ST | 6.03 | 150.0 | .394 (10.0) | .827 (21.0) | .197 (5.0) | .0236 (0.6) |
| 47 | SK470M160ST | 4.23 | 180.0 | .512 (13.0) | .827 (21.0) | .197 (5.0) | .0236 (0.6) |
| 100 | SK101M160ST | 1.99 | 300.0 | .512 (13.0) | .984 (26.0) | .197 (5.0) | .0236 (0.6) |
| 220 | SK221M160ST | 0.90 | 510.0 | .630 (16.0) | 1.42 (36.0) | .295 (7.5) | .0315 (0.8) |
| 330 | SK331M160ST | 0.60 | 600.0 | .709 (18.0) | 1.65 (42.0) | .295 (7.5) | .0315 (0.8) |
| 200 Vdc (250 Volts Surge) | | | | | | | |
| 0.47 | SKR47M200ST | 423.50 | 12 | .248 (6.3) | .433 (11.0) | .098 (2.5) | .0197 (0.5) |
| 1.0 | SK010M200ST | 199.04 | 17 | .248 (6.3) | .433 (11.0) | .098 (2.5) | .0197 (0.5) |
| 2.2 | SK2R2M200ST | 90.47 | 26 | .248 (6.3) | .433 (11.0) | .098 (2.5) | .0197 (0.5) |
| 3.3 | SK3R3M200ST | 60.32 | 35 | .248 (6.3) | .433 (11.0) | .098 (2.5) | .0197 (0.5) |
| 4.7 | SK4R7M200ST | 42.35 | 45 | .315 (8.0) | .433 (11.0) | .138 (3.5) | .0236 (0.6) |
| 10 | SK100M200ST | 19.90 | 70 | .394 (10.0) | .512 (13.0) | .197 (5.0) | .0236 (0.6) |
| 22 | SK220M200ST | 9.05 | 110 | .394 (10.0) | .827 (21.0) | .197 (5.0) | .0236 (0.6) |
| 33 | SK330M200ST | 6.03 | 160 | .512 (13.0) | .827 (21.0) | .197 (5.0) | .0236 (0.6) |
| 47 | SK470M200ST | 4.23 | 180 | .512 (13.0) | .827 (21.0) | .197 (5.0) | .0236 (0.6) |

* Note max leakage current ≥100 Vdc is measured at 3 minutes

Parts highlighted in yellow are obsolete.

Type SK 85 °C Radial Leaded Aluminum Electrolytic Capacitors

| Cap (μ F) | Catalog Part Number | Max ESR 120 Hz +25 °C (Ω) | Max Ripple 120 Hz +85 °C (mA) | Size in. (mm) | | | |
|----------------------------------|------------------------|---|--|-----------------|---------------|-------------------|------------------|
| | | | | Diameter (D) | Length (L) | Lead Space (S) | Lead Dia. (d) |
| 200 Vdc (250 Volts Surge) | | | | | | | |
| 100 | SK101M200ST | 1.99 | 330 | .630 (16.0) | .984 (25.0) | .295 (7.5) | .0315 (0.8) |
| 220 | SK221M200ST | 0.90 | 520 | .709 (18.0) | 1.65 (42.0) | .295 (7.5) | .0315 (0.8) |
| 250 Vdc (300 Volts Surge) | | | | | | | |
| 0.47 | SKR47M250ST | 423.50 | 12 | .248 (6.3) | .433 (11.0) | .098 (2.5) | .0197 (0.5) |
| 1.0 | SK010M250ST | 199.04 | 17 | .248 (6.3) | .433 (11.0) | .098 (2.5) | .0197 (0.5) |
| 2.2 | SK2R2M250ST | 90.47 | 30 | .248 (6.3) | .433 (11.0) | .098 (2.5) | .0197 (0.5) |
| 3.3 | SK3R3M250ST | 60.32 | 35 | .315 (8.0) | .433 (11.0) | .138 (3.5) | .0236 (0.6) |
| 4.7 | SK4R7M250ST | 42.35 | 45 | .315 (8.0) | .433 (11.0) | .138 (3.5) | .0236 (0.6) |
| 10 | SK100M250ST | 19.90 | 70 | .394 (10.0) | .630 (16.0) | .197 (5.0) | .0236 (0.6) |
| 22 | SK220M250ST | 9.05 | 130 | .512 (13.0) | .827 (21.0) | .197 (5.0) | .0236 (0.6) |
| 33 | SK330M250ST | 6.03 | 160 | .512 (13.0) | .827 (21.0) | .197 (5.0) | .0236 (0.6) |
| 47 | SK470M250ST | 4.23 | 210 | .512 (13.0) | .984 (26.0) | .197 (5.0) | .0236 (0.6) |
| 100 | SK101M250ST | 1.99 | 310 | .630 (16.0) | 1.26 (32.0) | .295 (7.5) | .0315 (0.8) |
| 350 Vdc (400 Volts Surge) | | | | | | | |
| 0.47 | SKR47M350ST | 564.67 | 14 | .315 (8.0) | .433 (11.0) | .138 (3.5) | .0236 (0.6) |
| 1.0 | SK010M350ST | 265.39 | 18 | .315 (8.0) | .433 (11.0) | .138 (3.5) | .0236 (0.6) |
| 2.2 | SK2R2M350ST | 120.63 | 28 | .315 (8.0) | .433 (11.0) | .138 (3.5) | .0236 (0.6) |
| 3.3 | SK3R3M350ST | 80.42 | 35 | .394 (10.0) | .512 (13.0) | .197 (5.0) | .0236 (0.6) |
| 4.7 | SK4R7M350ST | 56.47 | 40 | .394 (10.0) | .512 (13.0) | .197 (5.0) | .0236 (0.6) |
| 10 | SK100M350ST | 26.54 | 70 | .394 (10.0) | .827 (21.0) | .197 (5.0) | .0236 (0.6) |
| 22 | SK220M350ST | 12.06 | 110 | .512 (13.0) | .827 (21.0) | .197 (5.0) | .0236 (0.6) |
| 33 | SK330M350ST | 8.04 | 140 | .512 (13.0) | .984 (26.0) | .197 (5.0) | .0236 (0.6) |
| 47 | SK470M350ST | 5.65 | 220 | .630 (16.0) | .984 (26.0) | .295 (7.5) | .0315 (0.8) |
| 100 | SK101M350ST | 2.65 | 360 | .709 (18.0) | 1.42 (36.0) | .295 (7.5) | .0315 (0.8) |
| 400 Vdc (450 Volts Surge) | | | | | | | |
| 0.47 | SKR47M400ST | 564.67 | 14 | .315 (8.0) | .433 (11.0) | .138 (3.5) | .0236 (0.6) |
| 1.0 | SK010M400ST | 265.39 | 18 | .315 (8.0) | .433 (11.0) | .138 (3.5) | .0236 (0.6) |
| 2.2 | SK2R2M400ST | 120.63 | 28 | .315 (8.0) | .433 (11.0) | .138 (3.5) | .0236 (0.6) |
| 3.3 | SK3R3M400ST | 80.42 | 32 | .394 (10.0) | .512 (13.0) | .197 (5.0) | .0236 (0.6) |
| 4.7 | SK4R7M400ST | 56.47 | 41 | .394 (10.0) | .630 (16.0) | .197 (5.0) | .0236 (0.6) |
| 10 | SK100M400ST | 26.54 | 70 | .512 (13.0) | .827 (21.0) | .197 (5.0) | .0236 (0.6) |
| 22 | SK220M400ST | 12.06 | 120 | .512 (13.0) | .984 (26.0) | .197 (5.0) | .0236 (0.6) |
| 33 | SK330M400ST | 8.04 | 140 | .630 (16.0) | .984 (26.0) | .295 (7.5) | .0315 (0.8) |
| 47 | SK470M400ST | 5.65 | 160 | .630 (16.0) | 1.26 (32.0) | .295 (7.5) | .0315 (0.8) |
| 450 Vdc (500 Volts Surge) | | | | | | | |
| 0.47 | SKR47M450ST | 564.67 | 14 | .315 (8.0) | .433 (11.0) | .138 (3.5) | .0236 (0.6) |
| 1.0 | SK010M450ST | 265.39 | 19 | .315 (8.0) | .453 (11.5) | .138 (3.5) | .0236 (0.6) |
| 2.2 | SK2R2M450ST | 120.63 | 29 | .394 (10.0) | .512 (13.0) | .197 (5.0) | .0236 (0.6) |
| 3.3 | SK3R3M450ST | 80.42 | 35 | .394 (10.0) | .630 (16.0) | .197 (5.0) | .0236 (0.6) |
| 4.7 | SK4R7M450ST | 56.47 | 50 | .394 (10.0) | .709 (18.0) | .197 (5.0) | .0236 (0.6) |
| 10 | SK100M450ST | 26.54 | 75 | .512 (13.0) | .827 (21.0) | .197 (5.0) | .0236 (0.6) |
| 22 | SK220M450ST | 12.06 | 110 | .630 (16.0) | .984 (25.0) | .295 (7.5) | .0315 (0.8) |
| 33 | SK330M450ST | 8.04 | 150 | .630 (16.0) | 1.42 (36.0) | .295 (7.5) | .0315 (0.8) |
| 47 | SK470M450ST | 5.65 | 230 | .630 (16.0) | 1.57 (40.0) | .295 (7.5) | .0315 (0.8) |

Parts highlighted in yellow are obsolete.

Type SK 85 °C Radial Leaded Aluminum Electrolytic Capacitors

Taping & Packaging

Fig. 1 - Formed Taping

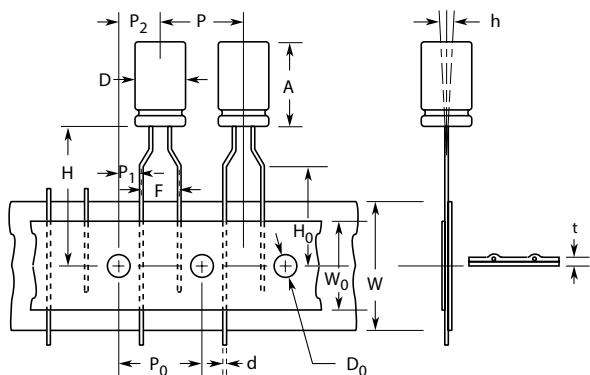


Fig. 2 - Straight Taping (5φ, 6.3φ, 8φ)

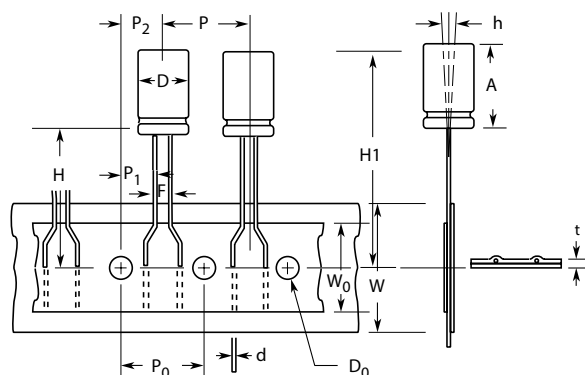


Fig. 3 - Straight Taping (Under 10φ, 12φ, 13φ)

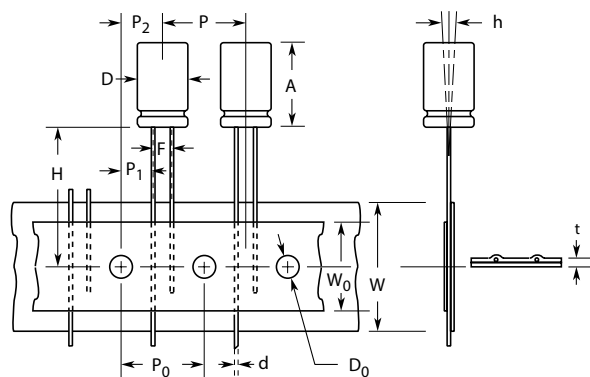
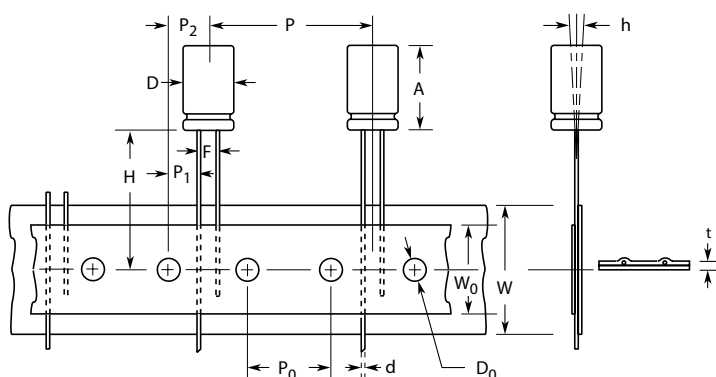


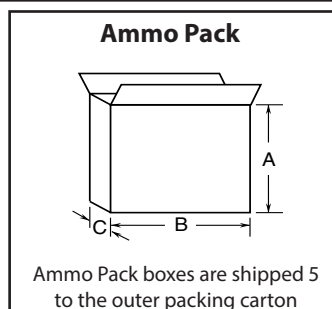
Fig. 4 - Straight Taping (16φ, 18φ)



Standard Lead Spacing of Taped Components is 5mm
Other Lead Spacing is Available by Special Order

| Code | D | A | d | P | P_0 | P_1 | P_2 | F | W | W_0 | H | H_0 | D_0 | t | ih | Fig. |
|-----------|---------|------|-------|------|-------|-------|-------|--------------|------|-------|-------|-------|-------|------|------|------|
| Tolerance | 0.5 | 1.0 | ±0.05 | ±1.0 | ±0.2 | ±0.7 | ±1.3 | +0.8 -0.2 | ±0.5 | Min. | ±0.75 | ±0.5 | ±0.2 | ±0.2 | Max. | |
| Item | 4 ~ 6.3 | 7.0 | 0.45 | 12.7 | 12.7 | 3.85 | 6.35 | 5.0 | 18.0 | 12.5 | 18.5 | 16.0 | 4.0 | 0.7 | 2.0 | 1 |
| | 5 ~ 8 | 12.5 | 0.5 | 12.7 | 12.7 | 3.85 | 6.35 | 5.0 | 18.0 | 12.5 | 18.5 | 16.0 | 4.0 | 0.7 | 2.0 | |
| | 5, 6.3 | 12.5 | 0.5 | 12.7 | 12.7 | 5.1 | 6.35 | 2.5 | 18.0 | 12.5 | 18.5 | — | 4.0 | 0.7 | 2.0 | 2 |
| | 8 | 12.5 | 0.5 | 12.7 | 12.7 | 4.6 | 6.35 | 3.5 | 18.0 | 12.5 | 18.5 | — | 4.0 | 0.7 | 2.0 | |
| | 10 | 21.0 | 0.6 | 12.7 | 12.7 | 3.85 | 6.35 | 5.0 | 18.0 | 12.5 | 18.5 | — | 4.0 | 0.7 | 2.0 | |
| 12, 13 | 26.0 | 0.6 | 15.0 | 15.0 | 5.0 | 7.5 | 5.0 | 18.0 | 12.5 | 18.5 | — | 4.0 | 0.7 | 2.0 | 3 | |
| 16, 18 | 26.0 | 0.8 | 30.0 | 15.0 | 3.75 | 7.5 | 7.5 | 18.0 | 12.5 | 18.0 | — | 4.0 | 0.7 | 2.0 | | |

| Capacitor Diameter D (mm) | Ammo Pack Box Dimensions (mm) | | | Quantity Per Ammo Pack Box |
|---------------------------|-------------------------------|-------|-----|----------------------------|
| | A±5 | B Max | C±3 | |
| 4 | 250 | 340 | 54 | 3000 |
| 5 | 250 | 340 | 54 | 2,000 |
| 6.3 | 290 | 340 | 54 | 2,000 |
| 8 | 250 | 340 | 54 | 1,000 |
| 10 (12L) | 290 | 340 | 54 | 600 |
| 10 (16L) | 350 | 340 | 59 | 600 |
| 10 (20L) | 340 | 340 | 71 | 600 |
| 12, 13 | 340 | 340 | 71 | 400 |
| 16 | 340 | 340 | 71 | 300 |



| Tape And Reel Quantities | | |
|--------------------------|------------|------------------|
| Case Diameter D (mm) | Reel Width | Reel Qty. (Pcs.) |
| 4 | 44 | 1500 |
| 5 | 44 | 1200 |
| 6 | 44 | 1000 |
| 8 | 44 | 800 |
| 10 (12L) | 44 | 600 |
| 10 (16L) | 50 | 600 |
| 12, 13 | - | - |
| 16 | - | - |

Type SK 85 °C Radial Leaded Aluminum Electrolytic Capacitors

Notice and Disclaimer: All product drawings, descriptions, specifications, statements, information and data (collectively, the "Information") in this datasheet or other publication are subject to change. The customer is responsible for checking, confirming and verifying the extent to which the Information contained in this datasheet or other publication is applicable to an order at the time the order is placed. All Information given herein is believed to be accurate and reliable, but it is presented without any guarantee, warranty, representation or responsibility of any kind, expressed or implied. Statements of suitability for certain applications are based on the knowledge that the Cornell Dubilier company providing such statements ("Cornell Dubilier") has of operating conditions that such Cornell Dubilier company regards as typical for such applications, but are not intended to constitute any guarantee, warranty or representation regarding any such matter – and Cornell Dubilier specifically and expressly disclaims any guarantee, warranty or representation concerning the suitability for a specific customer application, use, storage, transportation, or operating environment. The Information is intended for use only by customers who have the requisite experience and capability to determine the correct products for their application. Any technical advice inferred from this Information or otherwise provided by Cornell Dubilier with reference to the use of any Cornell Dubilier products is given gratis (unless otherwise specified by Cornell Dubilier), and Cornell Dubilier assumes no obligation or liability for the advice given or results obtained. Although Cornell Dubilier strives to apply the most stringent quality and safety standards regarding the design and manufacturing of its products, in light of the current state of the art, isolated component failures may still occur. Accordingly, customer applications which require a high degree of reliability or safety should employ suitable designs or other safeguards (such as installation of protective circuitry or redundancies or other appropriate protective measures) in order to ensure that the failure of an electrical component does not result in a risk of personal injury or property damage. Although all product-related warnings, cautions and notes must be observed, the customer should not assume that all safety measures are indicated in such warnings, cautions and notes, or that other safety measures may not be required.

Mouser Electronics

Authorized Distributor

Click to View Pricing, Inventory, Delivery & Lifecycle Information:

Cornell Dubilier:

[SK010M100ST](#) [SK010M050ST](#) [SK100M035RT](#) [SK100M035ST](#) [SK100M050ST](#) [SK100M063ST](#) [SK101M250ST](#)
[SK102M010ST](#) [SK102M016ST](#) [SK102M035ST](#) [SK102M050ST](#) [SK101M025ST](#) [SK101M050ST](#) [SK100M400ST](#)
[SK220M016ST](#) [SK220M025ST](#) [SK220M035ST](#) [SK222M050ST](#) [SK221M025ST](#) [SK221M035ST](#) [SK221M050ST](#)
[SK221M063ST](#) [SK221M100ST](#) [SK222M025ST](#) [SK331M025ST](#) [SK331M035ST](#) [SK330M035ST](#) [SK330M100ST](#)
[SK2R2M050ST](#) [SK332M025ST](#) [SK3R3M050ST](#) [SK470M025ST](#) [SK470M035ST](#) [SK471M050ST](#) [SK471M100ST](#)
[SK470M050ST](#) [SK471M016ST](#) [SK471M025ST](#) [SK101M035ST](#) [SK222M035ST](#) [SK330M250ST](#) [SK470M063ST](#)
[SK331M050ST](#) [SK101M100ST](#) [SK221M016ST](#) [SK222M016ST](#) [SK470M010ST](#) [SK471M035ST](#) [SK102M025ST](#)
[SK472M035ST](#) [SK4R7M100ST](#) [SK010M063ST](#) [SK010M160ST](#) [SK010M200ST](#) [SK010M250ST](#) [SK010M350ST](#)
[SK010M400ST](#) [SK010M450ST](#) [SK100M025ST](#) [SK100M100ST](#) [SK100M160ST](#) [SK100M200ST](#) [SK100M250ST](#)
[SK100M350ST](#) [SK100M450ST](#) [SK101M010ST](#) [SK101M016ST](#) [SK101M063ST](#) [SK101M160ST](#) [SK101M200ST](#)
[SK101M350ST](#) [SK101M6R3ST](#) [SK102M063ST](#) [SK102M6R3ST](#) [SK103M010ST](#) [SK103M016ST](#) [SK103M6R3ST](#)
[SK153M010ST](#) [SK153M6R3ST](#) [SK220M050ST](#) [SK220M063ST](#) [SK220M100ST](#) [SK220M160ST](#) [SK220M200ST](#)
[SK220M250ST](#) [SK220M350ST](#) [SK220M400ST](#) [SK220M450ST](#) [SK221M010ST](#) [SK221M160ST](#) [SK221M200ST](#)
[SK221M6R3ST](#) [SK222M010ST](#) [SK222M6R3ST](#) [SK2R2M063ST](#) [SK2R2M100ST](#) [SK2R2M160ST](#) [SK2R2M200ST](#)
[SK2R2M250ST](#) [SK2R2M350ST](#)